

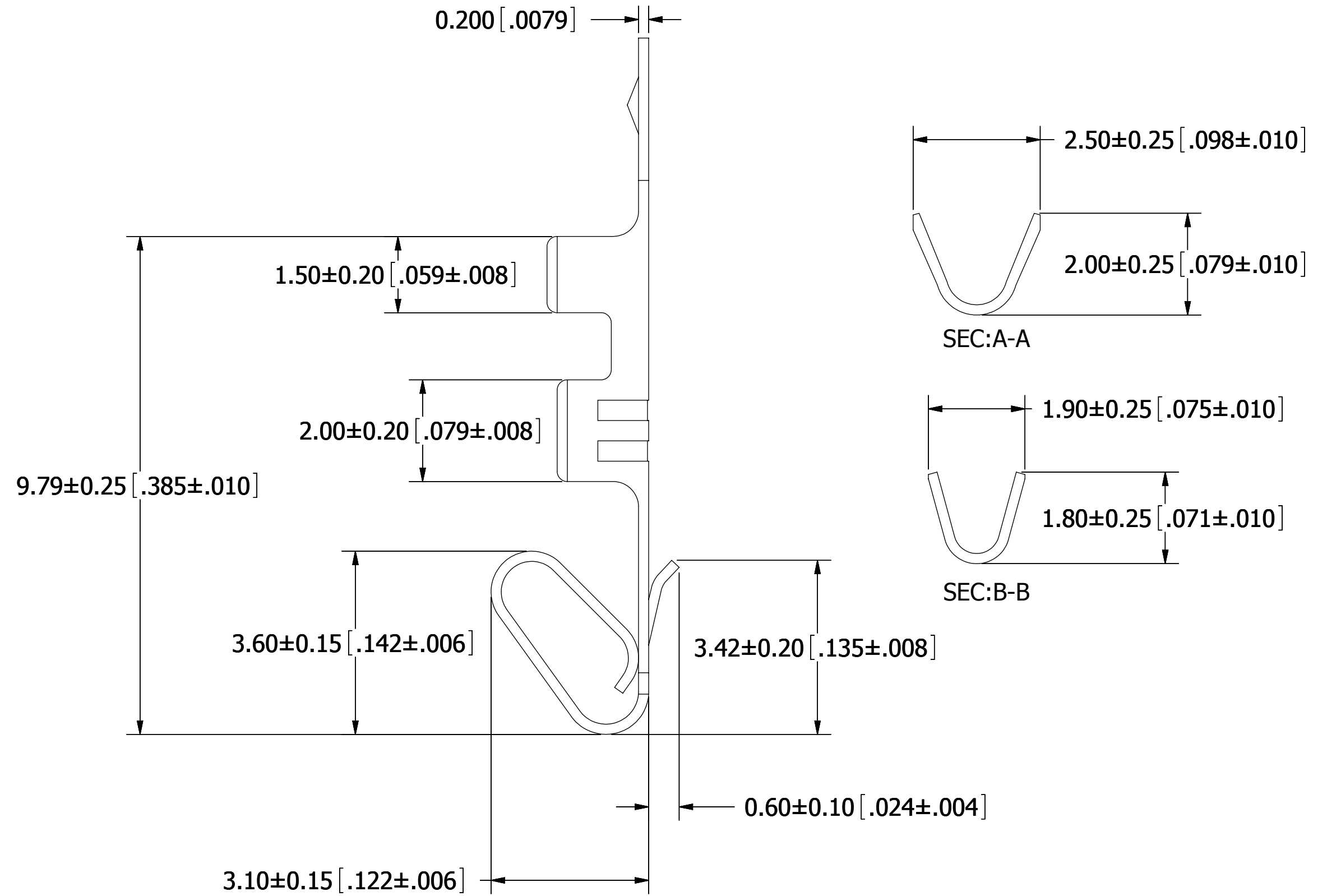
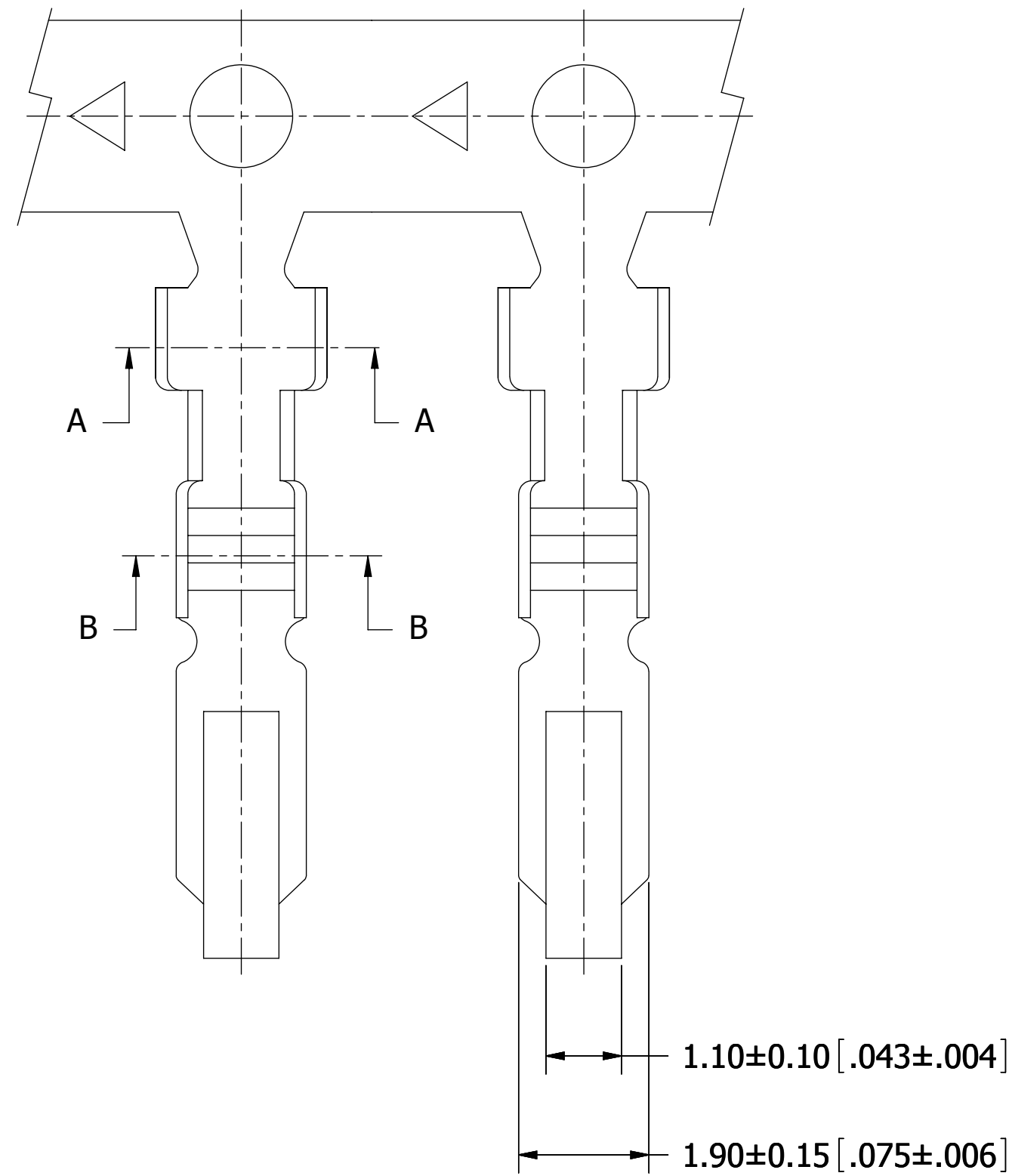
# PART NUMBER CODING

## SWT25X-U\_\_C-S01-UU-UU

### MATERIAL & PLATING


RE = BRASS, TIN OVERALL.  
 PE = PHOSPHOR BRONZE, TIN OVERALL.  
 RP = BRASS, GOLD FLASH OVERALL.

REVISIONS				
REV.	ECO. NO	DESCRIPTION	DATE	BY
A	2006	INITIAL RELEASE	9/16/09	JH



### NOTES:

1. MATERIAL: SEE PART NUMBER CODING.
2. PLATING: SEE PART NUMBER CODING.
3. WIRE RANGE: AWG #24 - #30.
4. INSULATION O.D.: 1.57mm MAX.
5. QUANTITY PER REEL = 10,000 PIECES.
6. USED IN SWH25X, SWH25A, SWH25B, SWH25C SERIES HOUSING.



RoHS COMPLIANT

UNLESS OTHERWISE SPECIFIED:  
 DIMENSIONS ARE IN MM [INCHES]  
 TOLERANCES:  
 ANGULAR: ± 5°  
 .X = ± .3 [.01]  
 .XX = ± .15 [.006]  
 .XXX = ± .050 [.0020]  
 SURFACE FINISH: 63 R<sub>a</sub>  
 REMOVE ALL BURRS AND SHARP EDGES .010 MAX

INTERPRET DIMENSIONS AND GEOMETRIC TOLERANCING PER: ANSI Y14.5M-1994

DRAWN	9/16/09	JH	DATE	NAME
THE INFORMATION HEREIN CONTAINS PROPRIETARY INFORMATION OF SULLINS ELECTRONICS AND IS NOT TO BE REPRODUCED, USED OR DISCLOSED TO OTHERS FOR ANY PURPOSE EXCEPT AS SPECIFICALLY AUTHORIZED IN WRITING BY AN OFFICER OF SULLINS ELECTRONICS.				
DESCRIPTION CRIMP TERMINAL - SWH25X, 25A, 25B, 25C			SULLINS CONNECTOR SOLUTIONS	
PART NUMBER SWT25X-U__C-S01-UU-UU				
SIZE	DWG. NO.	REV		
C	11311	A		
SCALE: 12:1			SHEET 1 OF 1	