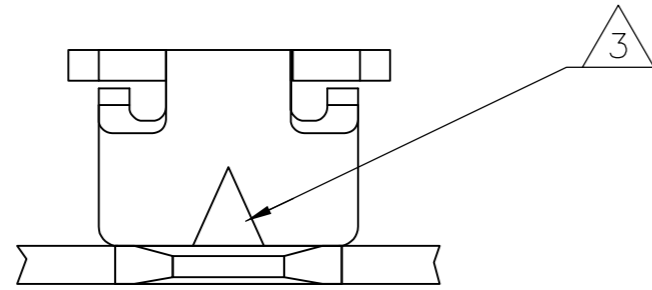
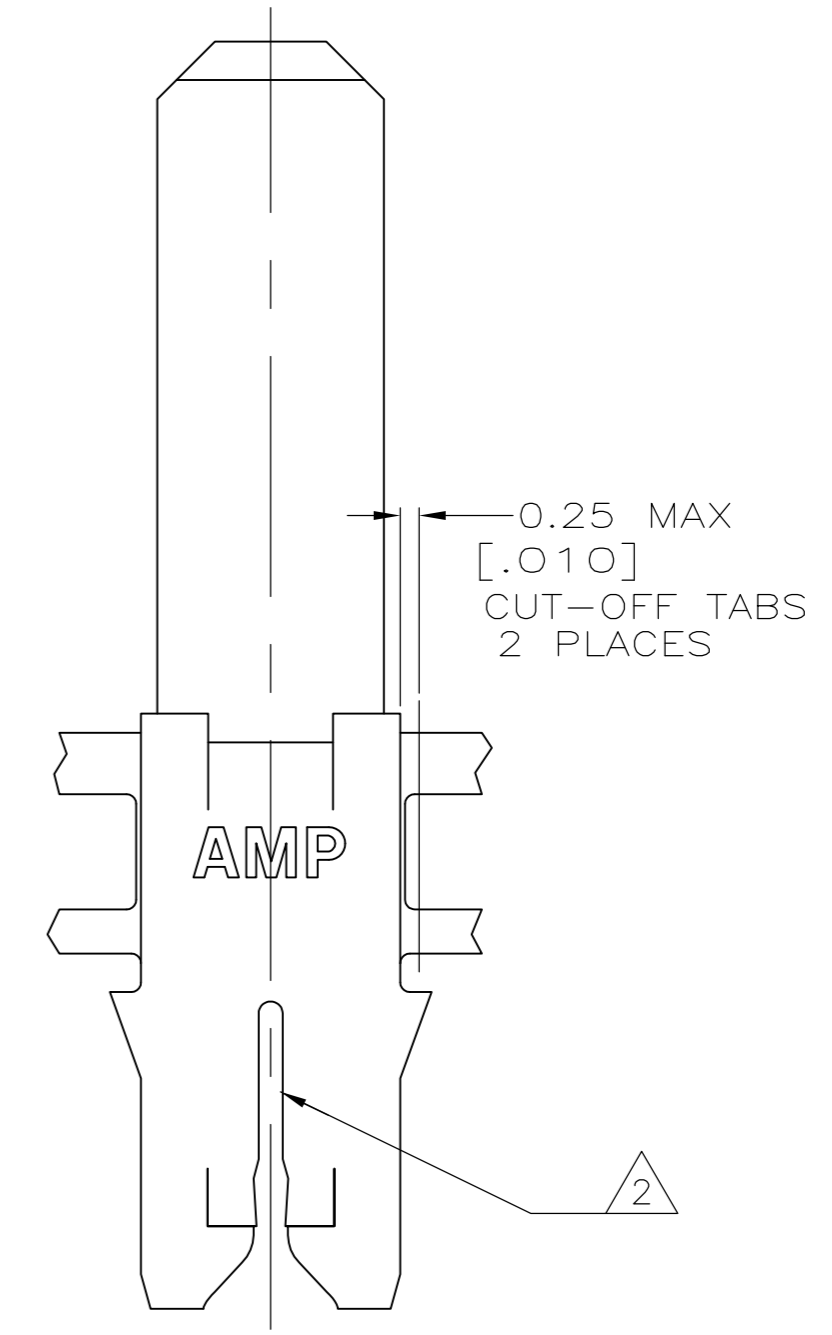
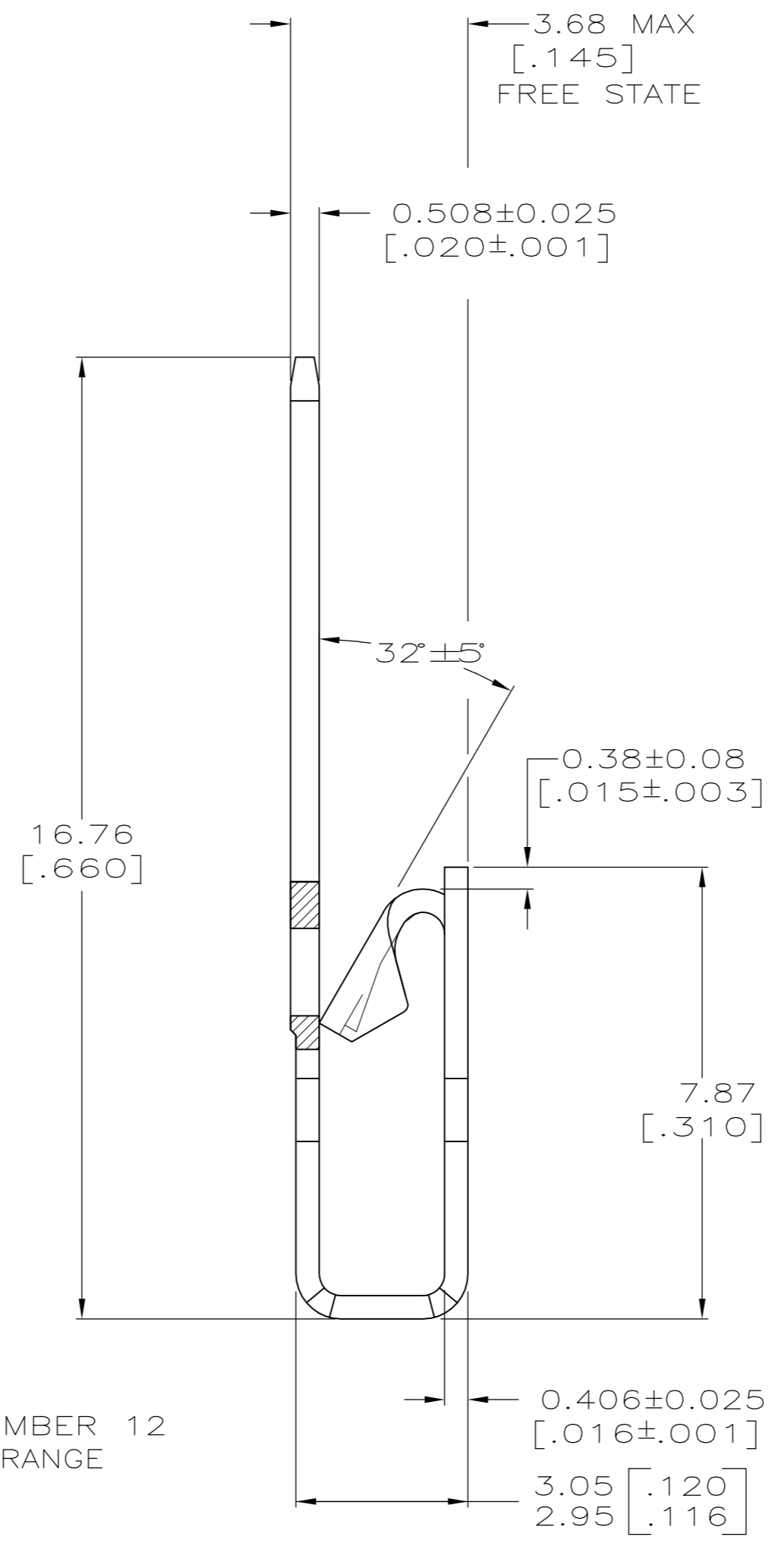
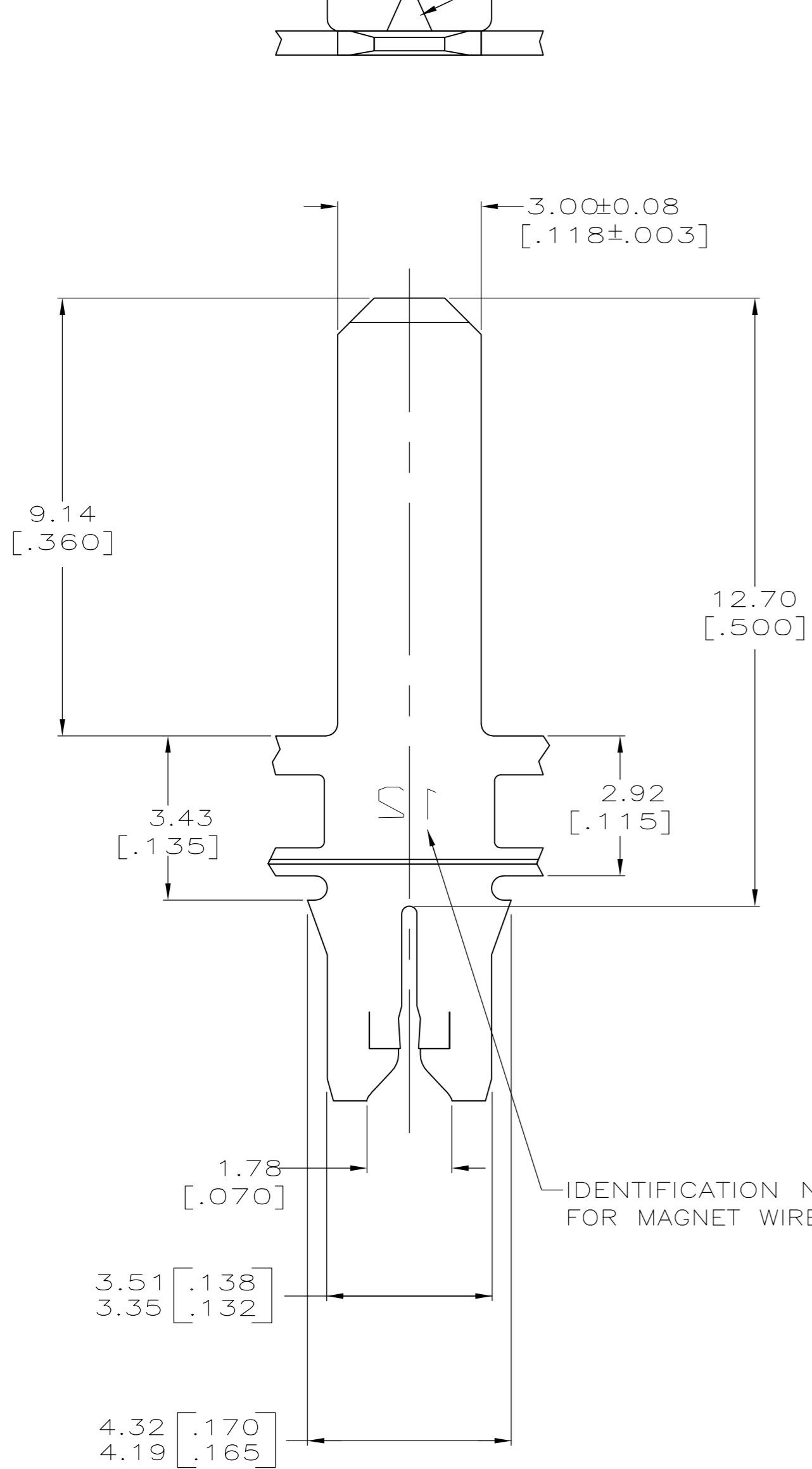


THIS DRAWING IS UNPUBLISHED. RELEASED FOR PUBLICATION
 © COPYRIGHT BY TYCO ELECTRONICS CORPORATION. ALL RIGHTS RESERVED.

LOC		DIST		REVISIONS			
P	LTR	DESCRIPTION		DATE	DWN	APVD	
AF	50	C2		REVISED PER ECR-07-030461	27DEC07	HMR KR	



- 1 CONTINUOUS STRIP ON REELS WITH TERMINALS LOCATED ON 5.59±0.08 [.220±.003] CENTERS.
- 2 SLOT ACCEPTS 0.45-0.64mm [#25-#22] AWG COPPER MAGNET WIRE. 2 WIRES OF THE SAME SIZE PER SLOT EXCEPT 0.64mm [#22] AWG WHICH IS ONE WIRE ONLY.
- 3 POKE-IN ACCEPTS A 0.5-0.8mm² [#20-#18] AWG SOLID OR FUSED STRANDED LEAD WIRE.



REVERSE	1217210-2
STANDARD	1217210-1
REELING	PART NUMBER

THIS DRAWING IS A CONTROLLED DOCUMENT.		DWN 14SEP1999 MICHAEL S. FEHER	Tyco Electronics Corporation Harrisburg, PA 17105-3608	
DIMENSIONS: mm		CHK 22SEP1999 KURT A. RANDOLPH	NAME	
TOLERANCES UNLESS OTHERWISE SPECIFIED:		APVD 22SEP1999 KURT A. RANDOLPH	TAB, POKE-IN/3.00[.118] SERIES, COMBINATION, 300 SERIES MAG-MATE	
0 PLC ± -	1 PLC ± -	PRODUCT SPEC	SIZE	CAGE CODE
2 PLC ± 0.25[.010]	3 PLC ± -	108-2012	A2	00779
4 PLC ± -	ANGLES ± -	APPLICATION SPEC	DRAWING NO	RESTRICTED TO
MATERIAL 4M PRE-MILLED	FINISH 0.002032[.000080]	114-2046	C=1217210	-
CUSTOMER DRAWING		WEIGHT -	SCALE 10:1	SHEET 1 of 1
			REV C2	